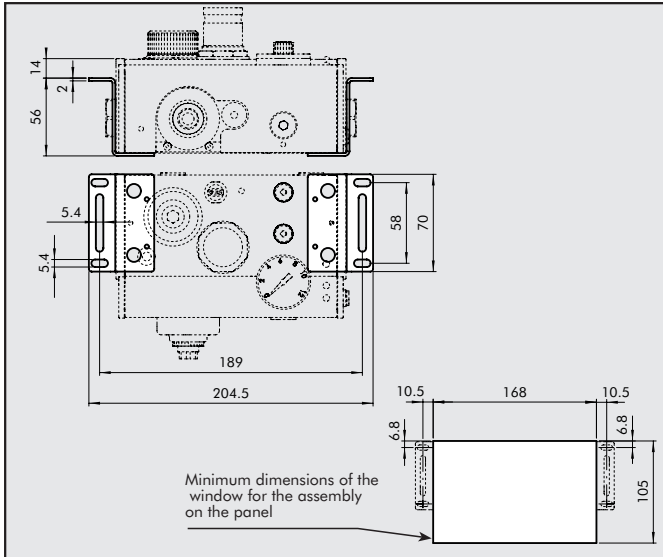


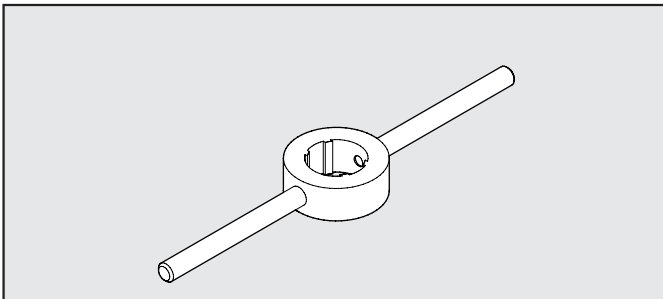
ACCESSORIES

PANEL MOUNTING BRACKETS



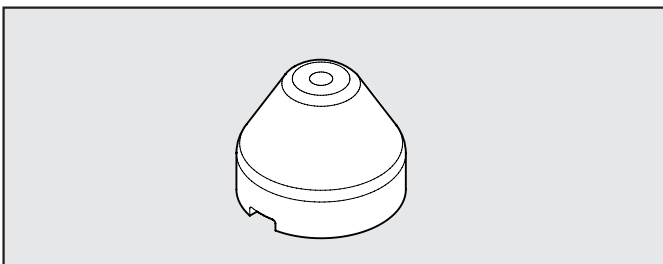
Code	Description
9200702	ACC. KIT - PANEL MOUNTING BRACKETS NB: fixing screws included

COVER DISASSEMBLY WRENCH



Code	Description
9170401	ACC. COVER DISASSEMBLY WRENCH

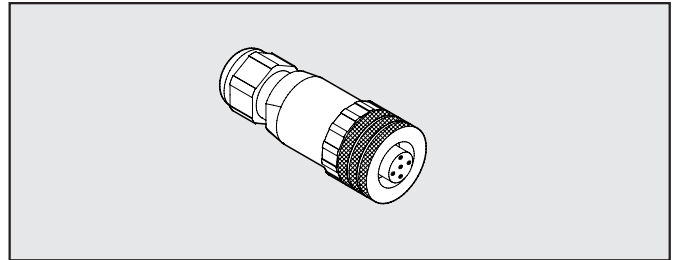
SECURITY KNOB



Code	Description
9200703	ACC. SECURITY KNOB APR/PRESSURE SWITCH

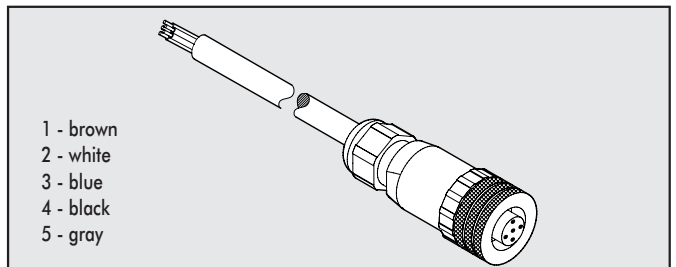
NOTE: Pull outwards to remove the knob from the APR/pressure switch on the unit. Insert the security knob and regulate the APR/ pressure switch. Then press the handle firmly to lock it in position. If the APR/pressure switch needs to be reset, remove the security knob by forcing it laterally with a screwdriver.

STRAIGHT CONNECTOR



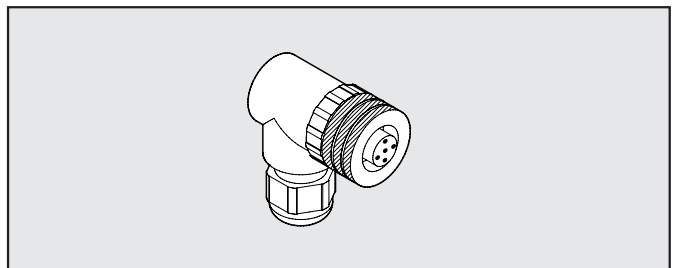
Code	Description
W0970513001	ACC. 5-PIN M12x1 STRAIGHT CONNECTOR

STRAIGHT CONNECTOR WITH WIRE



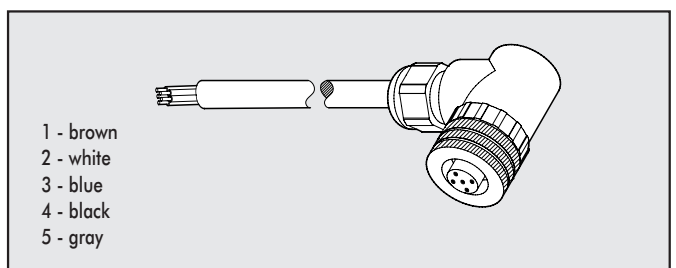
Code	Description
W0970513002	ACC. 5-PIN M12x1 STRAIGHT CONNECTOR WITH WIRE L=5 m

90° CONNECTOR



Code	Description
W0970513003	ACC. M12x1 5-PIN 90° CONNECTOR

90° CONNECTOR WITH WIRE



Code	Description
W0970513004	ACC. M12X1 5-PIN 90° CONNECTOR WITH WIRE L=5M

SPARE PARTS

PRESSURE GAUGE

